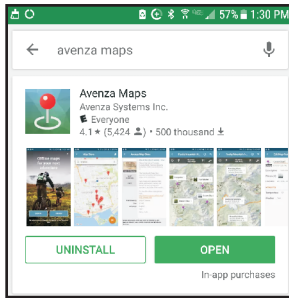


Avenza Maps (Android setup)



1 Install **Avenza Maps** on your smart phone.

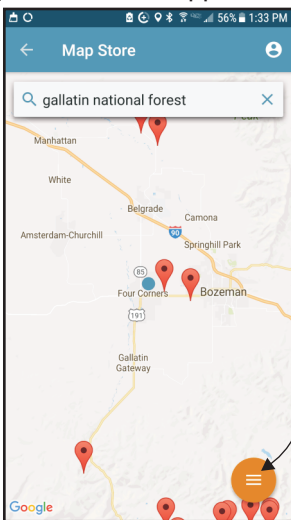


Google Play Store

- Search for **Avenza Maps**
- Install the app
- Open the app

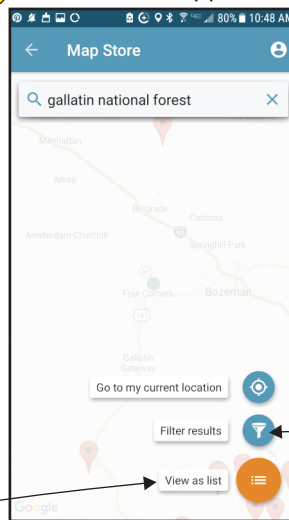
2 Navigate to the **Map Store** by clicking on shopping cart.

2a This screen appears




Click on red circle

2b This screen appears



Click on **Filter results**

2c This screen appears



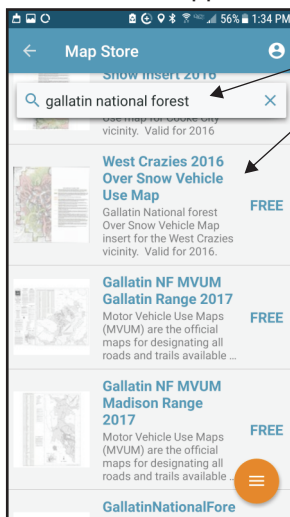
Turn **Free maps only** on

Check **Parks, Forest & Grasslands and Recreation**

Then click left arrow

2d Click on **View as list**

This screen appears



3 Search for the map or select map by scrolling list.

Suggested maps to download

- **Little Bear / Storm Castle Area**
Gallatin NF MVUM Gallatin Range 2017
- **Buck's Ridge / Taylors Fork / Teepee Creek Area**
Gallatin NF MVUM Madison Range 2017
- **Fairy Lake / Bracket Creek / Olsen Creek Area**
GallatinNationalForestMVUM_Bridgers2016
- **Crazy Mountains Area**
GallatinNationalForestMVUMCrazies2016